

FGC-series

cyclic use range

Valve regulated lead-acid batteries

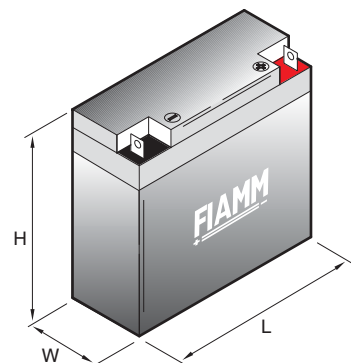
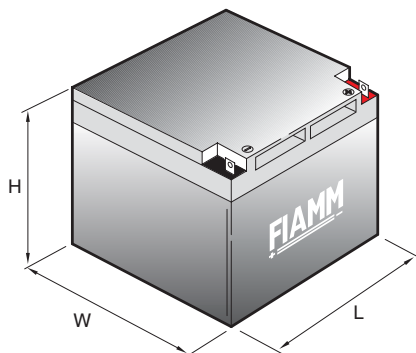


To better respond to the requests of specific market sectors and increasing market demands.

Applications: Golf Carts and Buggies - Electric Powered Mobility Vehicles - Electric Lawn Mowers - Photovoltaic Systems - Electric Power Tools - Toys

Technical information

Battery Model		FGC21202	FGC21803	FGC22703	FGC23505	FGC24204
Nominal Voltage		12V	12V	12V	12V	12V
Nominal Capacity	at 20 hours rate	12Ah	18Ah	27Ah	35Ah	42Ah
	at 10 hours rate	11.0Ah	15.3Ah	23Ah	28Ah	38Ah
	at 5 hours rate	10.6Ah	14.4Ah	20.5Ah	21Ah	35Ah
	at 1 hour rate	7.2Ah	10.8Ah	14.9Ah	17.5Ah	22.8Ah
Dimensions (mm)	Length	151	181	166	196	196
	Width	98	76	175	132	163
	Height	94	167	125	169	174
Approximate weight		4.3 kg	5.9 kg	8.5 kg	12.7 kg	14 kg
Terminals		Fast-On 6.3	Flag Ø 5.5	Flag Ø 5.5	Round M5	Flag Ø 6.5
Internal Resistance		30 mΩ	20 mΩ	13 mΩ	10.3 mΩ	8.6 mΩ
Recommended charging voltage		14.4-15.0V	14.4-15.0V	14.4-15.0V	14.4-15.0V	14.4-15.0V
Recommended maximum charging current		3A	4.5A	7A	9A	10.5A
Shelf life. % of nominal capacity remaining	after 1 month	97%	97%	97%	97%	97%
	after 3 months	91%	91%	91%	91%	91%
	after 6 months	83%	83%	83%	83%	83%
Storage temperature range		-20 to 40°C	-20 to 40°C	-20 to 40°C	-20 to 40°C	-20 to 40°C
Charging temperature range		0 to 40°C	0 to 40°C	0 to 40°C	0 to 40°C	0 to 40°C
Discharging temperature range		-20 to 50°C	-20 to 50°C	-20 to 50°C	-20 to 50°C	-20 to 50°C
Case material for all the models:		Acrylonitrile-Butadiene-Styrene. Standard version: According to UL-94 HB				



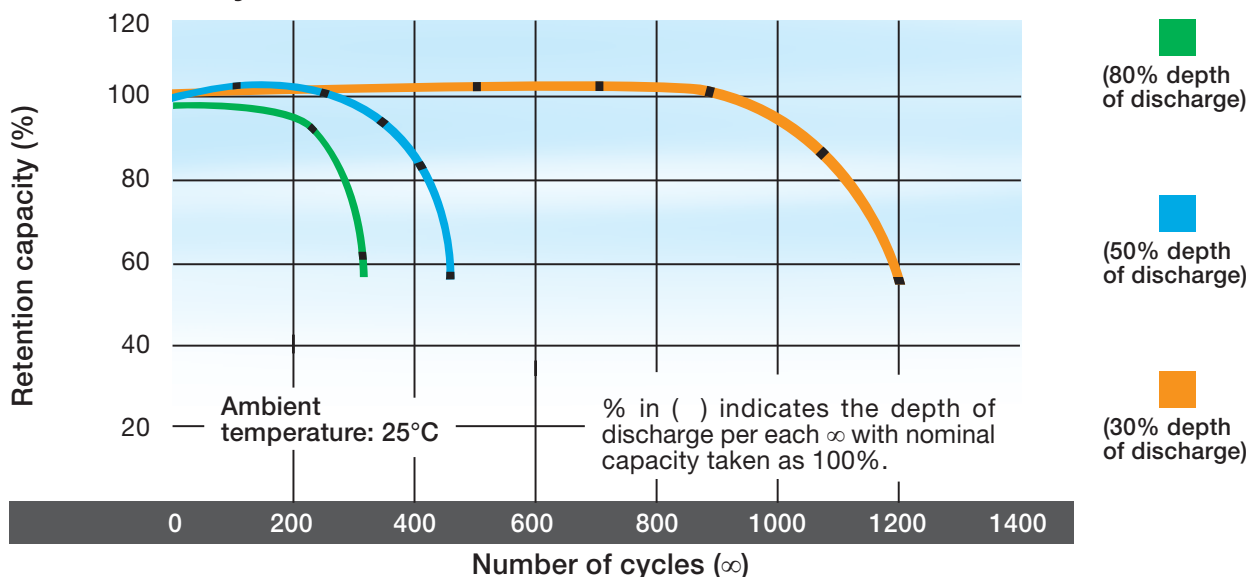
FIAMM



FGC-series
cyclic use range

Valve regulated lead-acid batteries

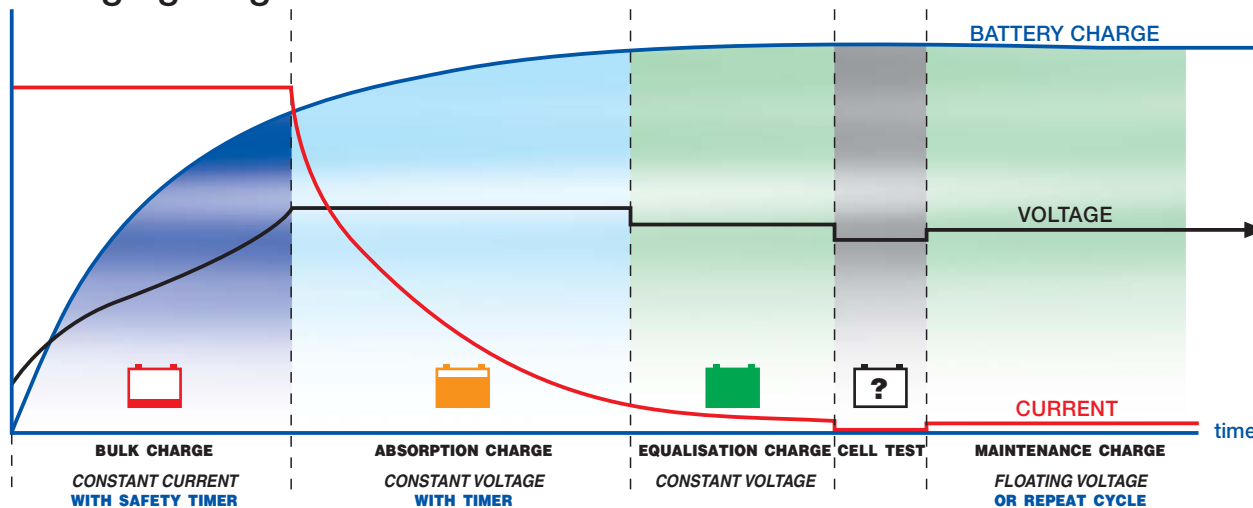
Lifetime in cyclic use



A battery is an investment and the choice of the most suitable battery is the result of the correct evaluation of the technical and economical factors involved. The FIAMM-GS cyclic range of batteries have, as the name implies, been designed to maximise the number of cycles it can perform.

In order for these batteries to achieve maximum performance and maximum number of cycles, they need to be maintained well and it is for this reason that FIAMM-GS has now developed its own range of electronic chargers.

Charging diagram



The recommended charging current (A) is 20% of the battery capacity (Ah). However a charging current of anywhere between 10% and 30% can be used with the effect being on the recharge time.

As an indicator; approx recharge time = battery capacity x 2 / charging current

FIAMM
+ -

FIAMM Sealed Power S.p.A.
Viale Europa, 63
36075 Montebelluna Maggiore - VICENZA - ITALY
Tel. +39 0444 709311 (r.a.) - Fax +39 0444 709360
<http://www.fiamm.com>

